

*[Version 8.2,01/2021]*

**ANNEX I**  
**SUMMARY OF PRODUCT CHARACTERISTICS**

## 1. NAME OF THE VETERINARY MEDICINAL PRODUCT

Moxisolv LA 100 mg/ml Solution for Injection for Cattle

## 2. QUALITATIVE AND QUANTITATIVE COMPOSITION

Each ml contains:

### Active substance:

Moxidectin 100 mg

### Excipients:

Benzyl Alcohol (E1519) 70 mg

For the full list of excipients, see section 6.1.

## 3. PHARMACEUTICAL FORM

Solution for injection.

Clear yellow solution free from any particulate matter.

## 4. CLINICAL PARTICULARS

### 4.1 Target species

Cattle

### 4.2 Indications for use, specifying the target species

In cattle weighing from 100 to 500 kg body weight, treatment and prevention of mixed infestations by the following gastro-intestinal nematodes, respiratory nematodes and certain arthropod parasites:

Adult and immature gastro-intestinal nematodes:

*Haemonchus placei*

*Haemonchus contortus*

*Ostertagia ostertagi* (including inhibited larvae)

*Trichostrongylus axei*

*Trichostrongylus colubriformis*

*Nematodirus helvetianus* (adults only)

*Nematodirus spathiger*

*Cooperia surnabada*

*Cooperia oncophora*

*Cooperia pectinata*

*Cooperia punctata*

*Oesophagostomum radiatum*

*Bunostomum phlebotomum* (adults only)

*Chabertia ovina* (adults only)

*Trichuris* spp. (adults only)

Adult and immature respiratory tract nematode:

*Dictyocaulus viviparus*

Warble grubs (migrating larvae):

*Hypoderma bovis*

## *Hypoderma lineatum*

Lice:

*Linognathus vituli*

*Haematopinus eurysternus*

*Solenopotes capillatus*

*Bovicola bovis* (reduction of infestation)

Mange mites:

*Sarcoptes scabiei*

*Psoroptes ovis*

*Chorioptes bovis* (reduction of infestation)

Moxidectin has a persistent action and protects cattle for a certain duration against infection or re-infection with the following parasites for the period indicated:

<b>Species:</b>	<b>Protection period (days):</b>
<i>Dictyocaulus viviparus</i>	120
<i>Ostertagia ostertagi</i>	120
<i>Haemonchus placei</i>	90
<i>Oesophagostomum radiatum</i>	150
<i>Trichostrongylus axei</i>	90
<i>Linognathus vituli</i>	133

The veterinary medicinal product is effective against *Hypoderma* larvae at the time of treatment but its persistent activity against *Hypoderma* has not been evaluated. If the veterinary medicinal product is given before the end of the fly season complementary treatment with a product effective against *Hypoderma* may be required.

Persistent efficacy periods have not been established for parasite species other than those included in the above list. Therefore, re-infection of animals on pasture contaminated by parasites other than these remains possible before the end of the 90-day minimum persistency period demonstrated for specific species.

### **4.3 Contraindications**

Do not use in animals less than 100 kg bodyweight or greater than 500 kg.

Do not inject the veterinary medicinal product by intravascular route. Intravascular injection may result in ataxia, paralysis, convulsions, collapse and death. To prevent any intravascular injection, carefully follow the administration procedure described in item "Amounts to be administered and administration route".

Do not use in cases of hypersensitivity to the active substance, or to any of the excipients.

### **4.4 Special warnings for each target species**

Unnecessary use of antiparasitics or use deviating from the instructions given in the SPC may increase the resistance selection pressure and lead to reduced efficacy. The decision to use the product should be based on confirmation of the parasitic species and burden, or of the risk of infestation based on its epidemiological features, for each herd.

Repeated use for an extended period, particularly when using the same class of substance, increases the risk of resistance development. Within a herd, maintenance of susceptible refugia is essential to reduce that risk. Systematically applied interval-based treatment and treatment of a whole herd should be avoided. Instead, if feasible, only selected individual animals or subgroups should be treated (targeted selective treatment). This should be combined with appropriate husbandry and pasture

management measures. Guidance for each specific herd should be sought from the responsible veterinarian.

Partial cross-resistance between ivermectin and moxidectin has been reported in nematode parasites. Cases of resistance to moxidectin have been reported in *Cooperia*, *Ostertagia*, *Oesophagostomum* and *Trichuris* genera of gastrointestinal nematode parasites of cattle and in *Psoroptes* mites, in the EU and elsewhere.

The use of this product should take into account local information about susceptibility of the target parasites, where available.

It is recommended to further investigate cases of suspected resistance, using an appropriate diagnostic method (e.g. Faecal Egg Count Reduction Test (FECRT)).

Confirmed resistance should be reported to the marketing authorisation holder or to the competent authority.

#### **4.5 Special precautions for use**

##### Special precautions for use in animals

In order to prevent abscesses, a strict aseptic technique is recommended. The veterinary medicinal product has been formulated specifically for subcutaneous injection in dorsal surface of the ear of cattle and must not be given by any other route of administration or to any other species.

To avoid possible secondary reactions by the death of *Hypoderma* larvae in the spine or the oesophagus of animals, it is recommended to administer a product effective against *Hypoderma* larvae after the end of fly activity and before the larvae reach their resting sites. Consult your veterinary surgeon on the correct timing of this treatment.

Immunity to nematodes depends on adequate exposure to infection. Although not normally the case, circumstances could occur in which anthelmintic control measures might increase the vulnerability of cattle to re-infection. Animals may be at risk towards the end of their first grazing season, particularly if the season is long, or in the following year if they move onto heavily contaminated pasture. In such instances, further control measures may be necessary.

##### Special precautions to be taken by the person administering the veterinary medicinal product to animals

Moxidectin or benzyl alcohol may cause hypersensitivity (allergic reactions). People with known hypersensitivity to moxidectin or benzyl alcohol should avoid contact with the product.

The product may cause skin and eye irritation. Avoid direct contact with skin and eyes. If skin or eye irritation occur, wash with plenty of water.

Wash hands after use.

Do not smoke, drink or eat while handling the product.

Take care to avoid self-injection. In case of accidental self-injection, seek medical advice.

Advice to medical practitioners in case of accidental self-injection: Treat symptomatically.

##### Other precautions regarding impact on the environment

Moxidectin fulfils the criteria for a (very) persistent, bioaccumulative and toxic (PBT) substance; therefore, exposure of the environment to moxidectin must be limited to the extent possible.

Treatments should be administered only when necessary and should be based on faecal egg counts or evaluation of the risk of infestation at the animal and/or herd level.

Like other macrocyclic lactones, moxidectin has the potential to adversely affect non-target organisms:

- Faeces containing moxidectin excreted onto pasture by treated animals may temporarily reduce the abundance of dung feeding organisms. Following treatment of cattle with the product, levels

of moxidectin that are potentially toxic to dung fly species may be excreted over a period more than 4 weeks and may decrease dung fly abundance during that period. It has been established in laboratory tests that moxidectin may temporarily affect dung beetle reproduction; however, field studies indicate no long-term effects. Nevertheless, in case of repeated treatments with moxidectin (as with products of the same anthelmintic class) it is advisable not to treat animals every time on the same pasture to allow dung fauna populations to recover.

- Moxidectin is inherently toxic to aquatic organisms including fish. The product should be used only according to the label instructions. Based on the excretion profile of moxidectin when administered as the injectable formulation, treated animals should not have access to watercourses during the 10 days after treatment.

#### **4.6 Adverse reactions (frequency and seriousness)**

Immediate or delayed swelling can be observed at the injection site on rare occasions. These swellings may further develop into abscesses (approx. 1% of cases). The frequency of injection site swellings tends to be higher in the heavier animals. These side effects generally disappear without treatment, within 14 days after administration, some may persist for up to 5 weeks in a number of animals (<5%) and in very rare occasions longer.

Depression and ataxia can be observed on rare occasions after injection.  
In case of hypersensitivity reactions, a symptomatic treatment should be applied.

The frequency of adverse reactions is defined using the following convention:

- very common (more than 1 in 10 animals treated displaying adverse reaction(s))
- common (more than 1 but less than 10 animals in 100 animals treated)
- uncommon (more than 1 but less than 10 animals in 1,000 animals treated)
- rare (more than 1 but less than 10 animals in 10,000 animals treated)
- very rare (less than 1 animal in 10,000 animals treated, including isolated reports).

#### **4.7 Use during pregnancy, lactation or lay**

Can be used during pregnancy. However, note 4.3 Contraindications, and 4.11 Withdrawal periods.

#### **4.8 Interaction with other medicinal products and other forms of interaction**

The effects of GABA agonists are increased by moxidectin.

#### **4.9 Amounts to be administered and administration route**

Subcutaneous use.

Dosage is 1.0 mg moxidectin per kg bodyweight (equivalent to 0.5 ml of the veterinary medicinal product per 50 kg bodyweight), given by a single subcutaneous injection in the ear using an 18 gauge, 25 – 40 mm hypodermic needle. The 50 ml vial stoppers must not be breached more than 30 times, and the 200 ml vial stoppers must not be punctured more than 50 times. Use automatic syringe equipment for the 200 ml fill size.

Shake well before use.

Underdosing could result in ineffective use and may favour resistance development.

To ensure a correct dosage, body weight should be determined as accurately as possible. If animals are to be treated collectively, reasonably homogenous groups should be set up, and all animals of a group should be dosed at the rate corresponding to the heaviest one.

Accuracy of the dosing device should be thoroughly checked.

The injection should be given subcutaneously in the loose tissues on the dorsal surface of the ear, just distal to the distal edge of the auricular cartilage.

The dorsal (outer) surface of the ear should first be cleansed with antiseptic and allowed to briefly air dry. Palpate the edge of the auricular cartilage closest to the head, on the dorsal (hairy) surface of the ear. From this landmark, taking care to avoid blood vessels (artery, vein), the needle should be inserted

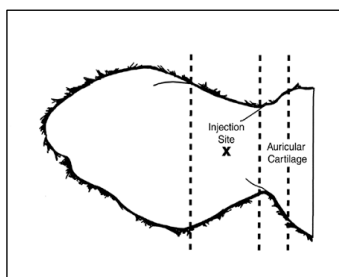
subcutaneously starting at a point approximately 3 to 3.5 cm distal to this edge (away from the head), and directed towards the base of the ear, and the needle advanced to the hub. At this point, gently aspirate the syringe to confirm that the needle is not in a blood vessel.

Upon injection, the resulting depot should reside just distal to the edge of the auricular cartilage.

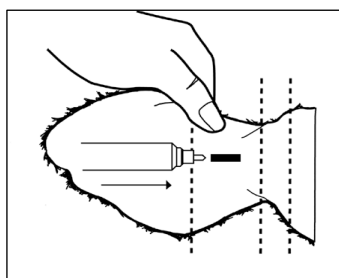
Following administration, the needle is withdrawn from the skin as pressure is applied for several seconds with the thumb at the point of insertion.

Due to the long lasting protection against *Dictyocaulus viviparus* and the stomach worms, *Ostertagia ostertagi* and *Haemonchus placei*, a single treatment with the formulation at turn-out helps control parasitic bronchitis (lungworm) and parasitic gastro-enteritis throughout the grazing season by reducing the build-up of infective larvae on pasture associated with these parasites.

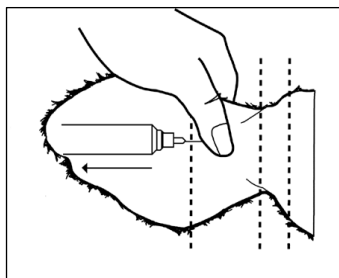
**Diagram:** Ear injection procedure



- The injection site is approximately 3.5 cm (1.5 inches) distal to the distal edge of the auricular cartilage



- Use one hand to grasp and steady the ear.
- Inject subcutaneously using an 18-gauge x 1 inch needle.



- Inject contents. Depot should be just distal to the distal edge of the auricular cartilage.
- Apply pressure at the point of insertion as the needle is withdrawn from the skin to help seal the opening.

#### 4.10 Overdose (symptoms, emergency procedures, antidotes), if necessary

Reactions at the injection site have to be expected more frequently and severe depending on the injected volume. Systemic clinical signs of overdose are consistent with the mode of action of moxidectin. These clinical signs are manifested as transient salivation, depression, drowsiness and ataxia 24 to 36 hours post-treatment. The systemic clinical signs usually disappear within 36 to 72 hours without treatment. At doses >3 times the recommended dose divided on both ears, the systemic clinical signs included recumbency, muscle tremor, ruminal tympany and dehydration, which were resolved after treatment with fluids. The systemic clinical signs can last for a few days to ten days. There is no specific antidote.

#### 4.11 Withdrawal periods

Meat and offal: 108 days.

Milk: Not authorised for use in animals producing milk for human consumption. Do not use in pregnant animals which are intended to produce milk for human consumption within 80 days of expected parturition.

The withdrawal period is based solely on a single injection at the ear site of injection.

## 5. PHARMACOLOGICAL PROPERTIES

Pharmacotherapeutic group: Endectocides

ATC vet code: QP54AB02

### 5.1 Pharmacodynamic properties

Moxidectin is an endectocide active against a wide range of internal and external parasites and is a second-generation macrocyclic lactone of the milbemycin family.

Moxidectin interacts with GABA and glutamate gated chloride channels. The net effect is to open the chloride channels on the postsynaptic junction to allow the inflow of chloride ions and induce an irreversible resting state. This results in flaccid paralysis and eventual death of parasites exposed to the drug.

The exact mechanisms of parasite resistance to moxidectin have not been elucidated. A resistance mechanism involving metabolism by p-glycoproteins and efflux from the cells by ABC transporters has been proposed for ivermectin and a similar mechanism is thought to play a role in moxidectin resistance. However, parasites resistant to ivermectin are known to show some degree but not complete cross-resistance to moxidectin. It has been proposed that the reason for the incomplete cross-resistance is that there are multiple avenues of moxidectin action in target parasites that may include receptors other than the Glutamate-gated chloride channels.

### 5.2 Pharmacokinetic particulars

Moxidectin is absorbed following subcutaneous injection with maximum blood concentrations being achieved 24 to 48 hours post injection. The drug is distributed throughout the body tissues but due to its lipophilicity it is concentrated mainly in the fat. The depletion half-life in fat is 26 – 32 days.

Moxidectin undergoes limited biotransformation by hydroxylation in the body. The only significant route of excretion is the faeces.

### 5.3 Environmental properties

Moxidectin fulfils the criteria for a (very) persistent, bioaccumulative and toxic (PBT) substance. In particular, in acute and chronic toxicity studies with algae, crustaceans and fish, moxidectin showed toxicity to these organisms, yielding the following endpoints:

Organism		EC <sub>50</sub>	NOEC
Algae	<i>S. capricornutum</i>	>86.9 µg/l	86.9 µg/l
Crustaceans (Water fleas)	<i>Daphnia magna</i> (acute)	0.0302 µg/l	0.011 µg/l
	<i>Daphnia magna</i> (reproduction)	0.0031 µg/l	0.010 µg/l
Fish	<i>O. mykiss</i>	0.160 µg/l	Not determined
	<i>L. macrochirus</i>	0.620 µg/l	0.52 µg/l
	<i>P. promelas</i> (early life stages)	Not applicable	0.0032 µg/l
	<i>Cyprinus carpio</i>	0.11 µg/l	Not determined

EC<sub>50</sub>: the concentration which results in 50% of the test species individuals being adversely affected, i.e. both mortality and sub-lethal effects

NOEC: the concentration in the study at which no effects are observed.

This implies that when allowing moxidectin to enter water bodies, this may have a severe and lasting impact on aquatic life. To mitigate this risk, all precautions for use and disposal must be adhered to.

## **6. PHARMACEUTICAL PARTICULARS**

### **6.1 List of excipients**

Benzyl Alcohol (E1519)  
Sorbitan Oleate  
Propylene Glycol Dicaprylocaprate

### **6.2 Major incompatibilities**

In the absence of compatibility studies, this veterinary medicinal product must not be mixed with other veterinary medicinal products.

### **6.3 Shelf life**

Shelf life of the veterinary medicinal product as packaged for sale: 2 years.  
Shelf life after first opening the immediate packaging: 28 days.

### **6.4. Special precautions for storage**

This veterinary medicinal product does not require any special storage conditions.

### **6.5 Nature and composition of immediate packaging**

HDPE bottle closed with a type I grey chlorobutyl rubber stopper and sealed with an aluminium overseal.

#### Pack size:

Carton box with 1 bottle containing 50 ml of product.  
Carton box with 1 bottle containing 200 ml of product.

Not all pack sizes may be marketed.

### **6.6 Special precautions for the disposal of unused veterinary medicinal product or waste materials derived from the use of such products**

Any unused veterinary medicinal product or waste materials derived from such veterinary medicinal products should be disposed of in accordance with local requirements. Do not contaminate watercourses with the product.

## **7. MARKETING AUTHORISATION HOLDER**

Bimeda Animal Health Limited  
Unit 2/3/4 Airton Close  
Tallaght  
Dublin 24  
Ireland

## **8. MARKETING AUTHORISATION NUMBER(S)**



[To be completed nationally]

**9. DATE OF FIRST AUTHORISATION/RENEWAL OF THE AUTHORISATION**

Date of first authorisation: DD/MM/YYYY [To be completed nationally]

**10 DATE OF REVISION OF THE TEXT**

**PROHIBITION OF SALE, SUPPLY AND/OR USE**

*[For MRP/DCP only: To be completed in accordance with national requirements after conclusion of the DC/MR phase.]*

**ANNEX III**

**LABELLING AND PACKAGE LEAFLET**

## **A. LABELLING**

**PARTICULARS TO APPEAR ON THE OUTER PACKAGE**

**Carton – HDPE bottle - 50 ml & 200 ml**

**1. NAME OF THE VETERINARY MEDICINAL PRODUCT**

Moxisolv LA 100 mg/ml Solution for Injection for Cattle  
Moxidectin

**2. STATEMENT OF ACTIVE SUBSTANCES**

Each ml contains:

**Active substance:**

Moxidectin 100 mg

**Excipient:**

Benzyl Alcohol (E1519) 70 mg

**3. PHARMACEUTICAL FORM**

Solution for injection

**4. PACKAGE SIZE**

50 ml

200 ml

**5. TARGET SPECIES**

Cattle

**6. INDICATIONS****7. METHOD AND ROUTE OF ADMINISTRATION**

Subcutaneous use.

Read the package leaflet before use.

**8. WITHDRAWAL PERIODS**

Withdrawal periods:

Meat and offal: 108 days.

Milk: Not authorised for use in animals producing milk for human consumption. Do not use in pregnant animals which are intended to produce milk for human consumption within 80 days of expected parturition.

The withdrawal period is based solely on a single injection at the ear site of injection.

**9. SPECIAL WARNING(S), IF NECESSARY**

Environmental risks have been identified for this product and special precautions apply. Read the package leaflet before use.

**10. EXPIRY DATE**

EXP {month/year}

Once opened use within 28 days:

Once opened, use by: \_\_\_\_\_.

**11. SPECIAL STORAGE CONDITIONS****12. SPECIAL PRECAUTIONS FOR THE DISPOSAL OF UNUSED PRODUCTS OR WASTE MATERIALS, IF ANY**

Disposal: read package leaflet.

**13. THE WORDS “FOR ANIMAL TREATMENT ONLY” AND CONDITIONS OR RESTRICTIONS REGARDING SUPPLY AND USE, IF APPLICABLE**

For animal treatment only.

To be supplied only on veterinary prescription.

**14. THE WORDS “KEEP OUT OF THE SIGHT AND REACH OF CHILDREN”**

Keep out of the sight and reach of children.

**15. NAME AND ADDRESS OF THE MARKETING AUTHORISATION HOLDER**

Bimeda Animal Health Limited  
Unit 2/3/4 Airton Close  
Tallaght  
Dublin 24  
D24 FH9V  
Ireland

**16. MARKETING AUTHORISATION NUMBER(S)**

[To be completed nationally].

**17. MANUFACTURER’S BATCH NUMBER**

Lot

**PARTICULARS TO APPEAR ON THE IMMEDIATE PACKAGE**

**Label – HDPE bottle - 50 ml & 200 ml**

**1. NAME OF THE VETERINARY MEDICINAL PRODUCT**

Moxisolv LA 100 mg/ml Solution for Injection for Cattle  
Moxidectin

**2. STATEMENT OF ACTIVE SUBSTANCES**

Each ml contains:

**Active substance:**

Moxidectin 100 mg

**Excipient:**

Benzyl Alcohol (E1519) 70 mg

**3. PHARMACEUTICAL FORM**

Solution for injection

**4. PACKAGE SIZE**

50 ml

200 ml

**5. TARGET SPECIES**

Cattle

**6. INDICATIONS****7. METHOD AND ROUTE OF ADMINISTRATION**

Subcutaneous use.

Read the package leaflet before use.

**8. WITHDRAWAL PERIODS**

Withdrawal periods:

Meat and offal: 108 days.

Milk: Not authorised for use in animals producing milk for human consumption. Do not use in pregnant animals which are intended to produce milk for human consumption within 80 days of expected parturition.

The withdrawal period is based solely on a single injection at the ear site of injection.

**9. SPECIAL WARNING(S), IF NECESSARY**

Environmental risks have been identified for this product and special precautions apply.  
Read the package leaflet before use.

**10. EXPIRY DATE**

EXP {month/year}

Once opened use within 28 days.

Once opened use by: \_\_\_\_\_

**11. SPECIAL STORAGE CONDITIONS****12. SPECIAL PRECAUTIONS FOR THE DISPOSAL OF UNUSED PRODUCTS OR WASTE MATERIALS, IF ANY****13. THE WORDS “FOR ANIMAL TREATMENT ONLY” AND CONDITIONS OR RESTRICTIONS REGARDING SUPPLY AND USE, IF APPLICABLE**

For animal treatment only.

To be supplied only on veterinary prescription.

**14. THE WORDS “KEEP OUT OF THE SIGHT AND REACH OF CHILDREN”**

Keep out of the sight and reach of children.

**15. NAME AND ADDRESS OF THE MARKETING AUTHORISATION HOLDER**

Bimeda Animal Health Limited  
Unit 2/3/4 Airton Close  
Tallaght  
Dublin 24  
D24 FH9V  
Ireland

**16. MARKETING AUTHORISATION NUMBER(S)**

[To be completed nationally].

**17. MANUFACTURER’S BATCH NUMBER**

Lot

## **B. PACKAGE LEAFLET**



**PACKAGE LEAFLET:**  
**Moxisolv LA 100 mg/ml Solution for Injection for Cattle**

**1. NAME AND ADDRESS OF THE MARKETING AUTHORISATION HOLDER AND OF THE MANUFACTURING AUTHORISATION HOLDER RESPONSIBLE FOR BATCH RELEASE, IF DIFFERENT**

Marketing authorisation holder and manufacturer responsible for batch release:

Bimeda Animal Health Limited  
Unit 2/3/4 Airton Close  
Tallaght  
Dublin 24  
Ireland

**2. NAME OF THE VETERINARY MEDICINAL PRODUCT**

Moxisolv LA 100 mg/ml Solution for Injection for Cattle  
Moxidectin

**3. STATEMENT OF THE ACTIVE SUBSTANCE AND OTHER INGREDIENTS**

Each ml contains:

**Active substance:**

Moxidectin 100 mg

**Excipients:**

Benzyl Alcohol (E1519) 70 mg

Clear yellow solution free for any particulate matter.

**4. INDICATIONS**

In cattle weighing from 100 to 500 kg body weight, treatment and prevention of mixed infestations by the following gastro-intestinal nematodes, respiratory nematodes and certain arthropod parasites:

Adult and immature gastro-intestinal nematodes:

*Haemonchus placei*

*Haemonchus contortus*

*Ostertagia ostertagi* (including inhibited larvae)

*Trichostrongylus axei*

*Trichostrongylus colubriformis*

*Nematodirus helvetianus* (adults only)

*Nematodirus spathiger*

*Cooperia surnabada*

*Cooperia oncophora*

*Cooperia pectinata*

*Cooperia punctata*

*Oesophagostomum radiatum*

*Bunostomum phlebotomum* (adults only)

*Chabertia ovina* (adults only)

*Trichuris* spp. (adults only)

Adult and immature respiratory tract nematode:

*Dictyocaulus viviparus*

Warble grubs (migrating larvae):

*Hypoderma bovis*

*Hypoderma lineatum*

Lice:

*Linognathus vituli*

*Haematopinus eurysternus*

*Solenopotes capillatus*

*Bovicola bovis* (reduction of infestation)

Mange mites:

*Sarcoptes scabiei*

*Psoroptes ovis*

*Chorioptes bovis* (reduction of infestation)

Moxidectin has a persistent action and protects cattle for a certain duration against infection or re-infection with the following parasites for the period indicated:

<b>Species:</b>	<b>Protection period (days):</b>
<i>Dictyocaulus viviparus</i>	120
<i>Ostertagia ostertagi</i>	120
<i>Haemonchus placei</i>	90
<i>Oesophagostomum radiatum</i>	150
<i>Trichostrongylus axei</i>	90
<i>Linognathus vituli</i>	133

The veterinary medicinal product is effective against *Hypoderma* larvae at the time of treatment but its persistent activity against *Hypoderma* has not been evaluated. If the veterinary medicinal product is given before the end of the fly season complementary treatment with a product effective against *Hypoderma* may be required.

Persistent efficacy periods have not been established for parasite species other than those included in the above list. Therefore, re-infection of animals on pasture contaminated by parasites other than these remains possible before the end of the 90-day minimum persistency period demonstrated for specific species.

## **5. CONTRAINDICATIONS**

Do not use in animals less than 100 kg bodyweight or greater than 500 kg.

Do not inject the veterinary medicinal product by intravascular route. Intravascular injection may result in ataxia, paralysis, convulsions, collapse and death. To prevent any intravascular injection, carefully follow the administration procedure described in item "Dosage for each species, route and method of administration".

Do not use in cases of hypersensitivity to the active substance, or to any of the excipients.

## **6. ADVERSE REACTIONS**

Immediate or delayed swelling can be observed at the injection site on rare occasions. These swellings may further develop into abscesses (approx. 1% of cases). The frequency of injection site swellings tends to be higher in the heavier animals. These side effects generally disappear without treatment, within 14 days after administration, some may persist for up to 5 weeks in a number of animals (<5%) and in very rare occasions longer.

Depression and ataxia can be observed on rare occasions after injection.

In case of hypersensitivity reactions, a symptomatic treatment should be applied.

The frequency of adverse reactions is defined using the following convention:

- very common (more than 1 in 10 animals treated displaying adverse reaction(s))
- common (more than 1 but less than 10 animals in 100 animals treated)
- uncommon (more than 1 but less than 10 animals in 1,000 animals treated)
- rare (more than 1 but less than 10 animals in 10,000 animals treated)
- very rare (less than 1 animal in 10,000 animals treated, including isolated reports).

If you notice any side effects, even those not already listed in this package leaflet or you think that the medicine has not worked, please inform your veterinary surgeon.

Alternatively, you can report via your national reporting system.

## 7. TARGET SPECIES

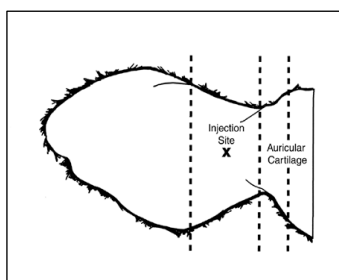
Cattle

## 8. DOSAGE FOR EACH SPECIES, ROUTE AND METHOD OF ADMINISTRATION

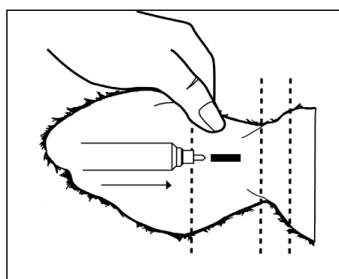
Subcutaneous use.

Dosage is 1.0 mg moxidectin per kg bodyweight (equivalent to 0.5 ml of the veterinary medicinal product per 50 kg bodyweight), given by a single subcutaneous injection in the ear using an 18 gauge, 25 – 40 mm hypodermic needle. The 50 ml vial stoppers must not be breached more than 30 times, and the 200 ml vial stoppers must not be punctured more than 50 times. Use automatic syringe equipment for the 200 ml fill size.

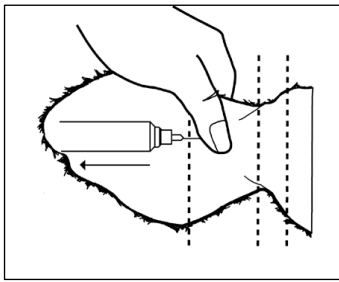
**Diagram:** Ear injection procedure



- The injection site is approximately 3.5 cm (1.5 inches) distal to the distal edge of the auricular cartilage



- Use one hand to grasp and steady the ear.
- Inject subcutaneously using an 18-gauge x 1 inch needle.



- Inject contents. Depot should be just distal to the distal edge of the auricular cartilage.
- Apply pressure at the point of insertion as the needle is withdrawn from the skin to help seal the opening.

## 9. ADVICE ON CORRECT ADMINISTRATION

Shake well before use.

Underdosing could result in ineffective use and may favour resistance development.

To ensure a correct dosage, body weight should be determined as accurately as possible. If animals are to be treated collectively, reasonably homogenous groups should be set up, and all animals of a group should be dosed at the rate corresponding to the heaviest one.

Accuracy of the dosing device should be thoroughly checked.

The injection should be given subcutaneously in the loose tissues on the dorsal surface of the ear, just distal to the distal edge of the auricular cartilage.

The dorsal (outer) surface of the ear should first be cleansed with antiseptic and allowed to briefly air dry. Palpate the edge of the auricular cartilage closest to the head, on the dorsal (hairy) surface of the ear. From this landmark, taking care to avoid blood vessels (artery, vein), the needle should be inserted subcutaneously starting at a point approximately 3 to 3.5 cm distal to this edge (away from the head), and directed towards the base of the ear, and the needle advanced to the hub. At this point, gently aspirate the syringe to confirm that the needle is not in a blood vessel.

Upon injection, the resulting depot should reside just distal to the edge of the auricular cartilage.

Following administration, the needle is withdrawn from the skin as pressure is applied for several seconds with the thumb at the point of insertion.

Due to the long lasting protection against *Dictyocaulus viviparus* and the stomach worms, *Ostertagia ostertagi* and *Haemonchus placei*, a single treatment with the formulation at turn-out helps control parasitic bronchitis (lungworm) and parasitic gastro-enteritis throughout the grazing season by reducing the build-up of infective larvae on pasture associated with these parasites.

## 10. WITHDRAWAL PERIODS

Meat and offal: 108 days.

Milk: Not authorised for use in animals producing milk for human consumption. Do not use in pregnant animals which are intended to produce milk for human consumption within 80 days of expected parturition.

The withdrawal period is based solely on a single injection at the ear site of injection.

## 11. SPECIAL STORAGE PRECAUTIONS

Keep out of the sight and reach of children.

This veterinary medicinal product does not require any special storage conditions.

Do not use this veterinary medicinal product after the expiry date which is stated on the label after Exp. The expiry date refers to the last day of that month.

Shelf life after first opening the immediate packaging: 28 days.

## 12. SPECIAL WARNINGS

Special warnings for each target species:

Unnecessary use of antiparasitics or use deviating from the instructions given in the SPC may increase the resistance selection pressure and lead to reduced efficacy. The decision to use the product should be based on confirmation of the parasitic species and burden, or of the risk of infestation based on its epidemiological features, for each herd.

Repeated use for an extended period, particularly when using the same class of substance, increases the risk of resistance development. Within a herd, maintenance of susceptible refugia is essential to reduce that risk. Systematically applied interval-based treatment and treatment of a whole herd should be avoided. Instead, if feasible, only selected individual animals or subgroups should be treated (targeted selective treatment). This should be combined with appropriate husbandry and pasture management measures. Guidance for each specific herd should be sought from the responsible veterinarian.

Partial cross-resistance between ivermectin and moxidectin has been reported in nematode parasites. Cases of resistance to moxidectin have been reported in *Cooperia*, *Ostertagia*, *Oesophagostomum* and *Trichuris* genera of gastrointestinal nematode parasites of cattle and in *Psoroptes* mites, in the EU and elsewhere.

The use of this product should take into account local information about susceptibility of the target parasites, where available.

It is recommended to further investigate cases of suspected resistance, using an appropriate diagnostic method (e.g. Faecal Egg Count Reduction Test (FECRT)).

Confirmed resistance should be reported to the marketing authorisation holder or to the competent authority.

Special precautions for use in animals:

In order to prevent abscesses, a strict aseptic technique is recommended. The veterinary medicinal product has been formulated specifically for subcutaneous injection in dorsal surface of the ear of cattle and must not be given by any other route of administration or to any other species.

To avoid possible secondary reactions by the death of *Hypoderma* larvae in the spine or the oesophagus of animals, it is recommended to administer a product effective against *Hypoderma* larvae after the end of fly activity and before the larvae reach their resting sites. Consult your veterinary surgeon on the correct timing of this treatment.

Immunity to nematodes depends on adequate exposure to infection. Although not normally the case, circumstances could occur in which anthelmintic control measures might increase the vulnerability of cattle to re-infection. Animals may be at risk towards the end of their first grazing season, particularly if the season is long, or in the following year if they move onto heavily contaminated pasture. In such instances, further control measures may be necessary.

Special precautions to be taken by the person administering the veterinary medicinal product to animals:

Moxidectin or benzyl alcohol may cause hypersensitivity (allergic reactions). People with known hypersensitivity to moxidectin or benzyl alcohol should avoid contact with the product.

The product may cause skin and eye irritation. Avoid direct contact with skin and eyes. If skin or eye irritation occur, wash with plenty of water.

Wash hands after use.

Do not smoke, drink or eat while handling the product.

Take care to avoid self-injection. In case of accidental self-injection, seek medical advice.

Advice to medical practitioners in case of accidental self-injection: Treat symptomatically.

Pregnancy, lactation or lay:

Can be used during pregnancy. However, note 5. Contraindications, and 10 Withdrawal periods.

Interaction with other medicinal products and other forms of interaction:

The effects of GABA agonists are increased by moxidectin.

Overdose (symptoms, emergency procedures, antidotes):

Reactions at the injection site have to be expected more frequently and severe depending on the injected volume. Systemic clinical signs of overdoses are consistent with the mode of action of moxidectin. These clinical signs are manifested as transient salivation, depression, drowsiness and ataxia 24 to 36 hours post-treatment. The systemic clinical signs usually disappear within 36 to 72 hours without treatment. At doses >3 times the recommended dose divided on both ears, the systemic clinical signs included recumbency, muscle tremor, ruminal tympany and dehydration, which were resolved after treatment with fluids. The systemic clinical signs can last for a few days to ten days. There is no specific antidote.

Incompatibilities:

In the absence of compatibility studies, this veterinary medicinal product must not be mixed with other veterinary medicinal products.

Other precautions regarding impact on the environment:

Moxidectin fulfils the criteria for a (very) persistent, bioaccumulative and toxic (PBT) substance; therefore, exposure of the environment to moxidectin must be limited to the extent possible.

Treatments should be administered only when necessary and should be based on faecal egg counts or evaluation of the risk of infestation at the animal and/or herd level.

Like other macrocyclic lactones, moxidectin has the potential to adversely affect non-target organisms, in particular aquatic organisms and dung fauna:

- Faeces containing moxidectin excreted onto pasture by treated animals may temporarily reduce the abundance of dung feeding organisms. Following treatment of cattle with the product, levels of moxidectin that are potentially toxic to dung fly species may be excreted over a period more than 4 weeks and may decrease dung fly abundance during that period. It has been established in laboratory tests that moxidectin may temporarily affect dung beetle reproduction; however, field studies indicate no long-term effects. Nevertheless, in case of repeated treatments with moxidectin (as with products of the same anthelmintic class) it is advisable not to treat animals every time on the same pasture to allow dung fauna populations to recover.
- Moxidectin is inherently toxic to aquatic organisms including fish. This implies that when allowing moxidectin to enter water bodies, this may have a severe and lasting impact on aquatic life. To mitigate this risk, the product should be used only according to the label instructions. Based on the excretion profile of moxidectin when administered as the injectable formulation, treated animals should not have access to watercourses during the first 10 days after treatment.

**13. SPECIAL PRECAUTIONS FOR THE DISPOSAL OF UNUSED PRODUCT OR WASTE MATERIALS, IF ANY**

Any unused veterinary medicinal product or waste material derived from such veterinary medicinal products should be disposed of in accordance with local requirements. Do not contaminate watercourses with the product.

Ask your veterinary surgeon or pharmacist how to dispose of medicines no longer required. These measures should help to protect the environment.

**14. DATE ON WHICH THE PACKAGE LEAFLET WAS LAST APPROVED**

DD/MM/YYYY [To be completed nationally].

## **15. OTHER INFORMATION**

Package sizes:

Carton box with 1 bottle containing 50 ml of product.

Carton box with 1 bottle containing 200 ml of product.

Not all pack sizes may be marketed.